


# 2020 Sustainability Highlights



## Salaries

Total Salaries

**\$59,681,735**



Orano salaries going to  
Residents of SK's North (RSN):

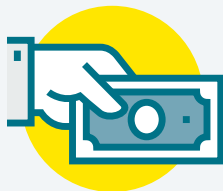
**\$20,750,972**

Total expenditures for salary wages and benefits for work related to Saskatchewan uranium operations and projects for direct employees only.

## Taxes and Royalties

Government Tax  
& Royalties

**\$17,489,356**



## Donations and Scholarships

Total Donations  
and Sponsorships

**\$524,612**

Total Scholarships

**\$32,333**

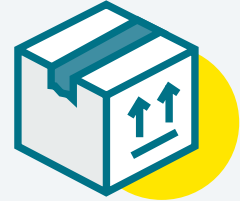


Donations and sponsorships are made to community and charitable organizations, and scholarships are awarded to northern post-secondary students. Totals do not include community investment through collaboration agreements or Six River Fund.

## Goods and Services

Total Goods & Services

**\$104,613,824**



**66.9%** spent with Saskatchewan owned and operated businesses (almost \$70M)

**51.6%** of Saskatchewan spend directed towards Northern Saskatchewan businesses (over \$36M)

**48.3%** of Saskatchewan spend directed towards Indigenous-owned/operated businesses (over \$34M)

## Expenditures

Capital  
Expenditures

**\$37,302,721**

Exploration  
Expenditures

**\$12,450,907**

Reclamation  
Expenditures

**\$903,733**



## Production

Total production  
(Cigar Lake/McClean Lake):

**10,081,827 lbs U<sub>3</sub>O<sub>8</sub>**



## Exploration



Total Orano Exploration Projects:

**35** (512,483.32 hectares)

Total Joint Venture Exploration Projects:

**19** (463,689.99 hectares)

## Safety

|  |           |           |
|--|-----------|-----------|
| Fatalities   | 0         | 0         |
| Lost-time injuries   | 4         | 2         |
| Medical Incidents<br><small>(reportable and includes modified work injuries)</small> | 11        | 6         |
| First Aids   | 72        | 60        |
| <b>Total</b>   | <b>87</b> | <b>68</b> |
|  | 2019      | 2020      |

## Radiation Protection at McClean Lake Operation

Maximum Dose for Nuclear Energy Workers (NEW):

**4.28 mSv**

Annual Average Dose for NEW:

**0.66 mSv**

**10 mSv**

Radiation dose from a single full body CT Scan

**1.8 mSv**

Typical Canadian's yearly exposure to natural background radiation

50 mSv annual regulatory limit (CNSC), not exceeding 100 mSv over 5 years.


## Public Opinion Survey

**83%** Province-wide (overall) support

**43%** Strongly support

**75%** Northern SK support

**41%** Strongly support



## Employment\*



Total Orano Canada: **420**

McClean Lake Mill: **299**

RSN: **160 (53%)**

Self-identified Indigenous: **143 (48%)**

Long-term Contractors: **48**

RSN: **33 (68.7%)**

Self-identified Indigenous: **37 (77%)**

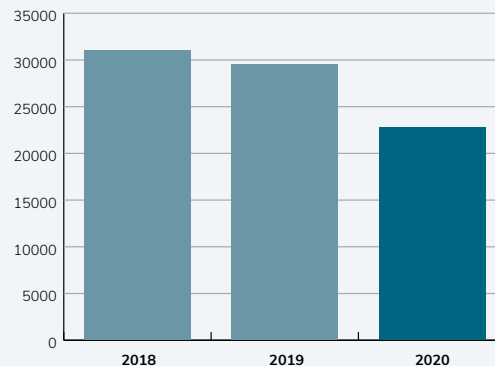
\*All employment stats are presented as annual averages.

## Emissions



Scope 1 Greenhouse Gas Emissions (teq CO<sub>2</sub>)

**22,757.74**



Due to the COVID-19 pandemic, McClean Lake Mill was under care and maintenance for 5 months in 2020.

## Environmental Monitoring at McClean Lake



Total regulatory monitoring stations: **250**

Total number of lakes sampled: **25**

Sampling station categories include: process water, groundwater, surface water, air, soil & terrestrial vegetation, and aquatic biota & sediment.



oranocanada.com

