



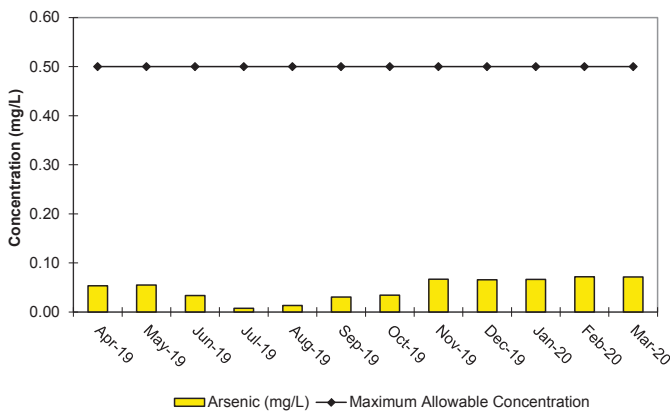
# McClean Lake Environmental Monitoring

Quarter One - 2020

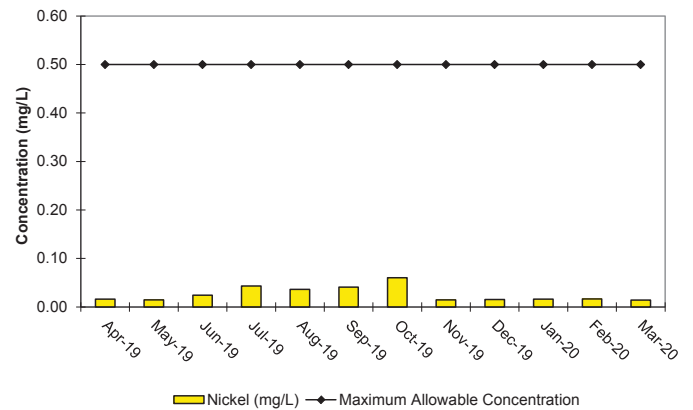
Orano Canada's network of policies, procedures and monitoring programs ensures that emissions from mining and processing remain as low as reasonably achievable.

The graphs below show the differences between the regulatory limits and the sampling results from water released to the environment at the water treatment plant at McClean Lake for the past 12 months. The bars at the bottom of each graph show the concentrations of elements in water from our treatment plant. The lines across the top show the regulatory limits. The graphs indicate that concentrations of elements in our waste water are well below the regulatory limits.

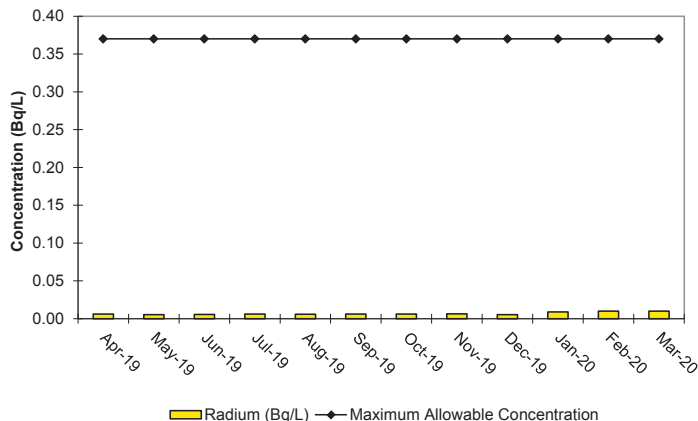
## Arsenic in Effluent



## Nickel in Effluent



## Radium in Effluent



## Uranium in Effluent

